

# Away In A Manger

Below are a several arrangements of 'Away In A Manger.' The song is in 3/4 time, which means there are three beats per measure. Or you count 1 2 3, 1 2 3, etc. The first arrangement is with pretty easy chords. An easy way to play 3/4 rhythm songs is just with Down - Down up Down up. Notated it would look like:

1 & 2 & 3 &  
 ↓ - ↓ ↑ ↓ ↑

The first full measure begins on the second syllable of A-way. You can either start the strumming pattern and sing on the third beat, or just start playing on 'way' of A-way.

↓ - ↓ ↑ ↓ ↑ | ↓ - ↓ ↑ ↓ ↑ | ↓ - ↓ ↑ ↓ ↑ | ↓ - ↓ ↑ ↓ ↑  
 D D G D  
 A - way in a manger, no crib for a bed, the

↓ - ↓ ↑ ↓ ↑ | ↓ - ↓ ↑ ↓ ↑ | ↓ - ↓ ↑ ↓ ↑ | ↓ - ↓ ↑ ↓ ↑  
 A7 A7 D D  
 lit - tle Lord Je - sus laid down His sweet head, the

↓ - ↓ ↑ ↓ ↑ | ↓ - ↓ ↑ ↓ ↑ | ↓ - ↓ ↑ ↓ ↑ | ↓ - ↓ ↑ ↓ ↑  
 D D G D  
 stars in the sky looked down where He lay, the

↓ - ↓ ↑ ↓ ↑ | ↓ - ↓ ↑ ↓ ↑ | ↓ - ↓ ↑ ↓ ↑ | ↓ - ↓ ↑ ↓ ↑  
 G D Em A7 D  
 lit - tle Lord Je - sus, a - sleep on the hay.

Notice in the last line there are 2 beats on Em and the third on A7. All the chords used are in your Common Chord Chart eBook that was free for joining the Worship Guitar Newsletter List. If you can't find it, or haven't joined the list, send a blank email to [subscribe@worshipguitarclass.com](mailto:subscribe@worshipguitarclass.com) The eBook will be sent to you.

In the Common Chord Chart eBook there are different common guitar keys. You can transpose this song into any of the keys. D is the I of the key of D. If you wanted to change it to, for example, the key of G. G is the I of that key.

In the key of D, D is I, G is IV, A7 is V7 and Em is IIIm. Let's say you want to change it to the key of G. If you look at the eBook, G is I, C is IV, D7 is V7 and Am is IIIm. The song would change to:

	↓	-	↓	↑	↓	↑		↓	-	↓	↑	↓	↑		↓	-	↓	↑	↓	↑		↓	-	↓	↑	↓	↑	
	G						G							C							G							
A -	way			in a			manger,			no			crib			for			a		bed,						the	
↓	-	↓	↑	↓	↑		↓	-	↓	↑	↓	↑		↓	-	↓	↑	↓	↑		↓	-	↓	↑	↓	↑		
D7						D7							G							G								
lit -				tle Lord			Je -			sus			laid			down			His		sweet			head,			the	
↓	-	↓	↑	↓	↑		↓	-	↓	↑	↓	↑		↓	-	↓	↑	↓	↑		↓	-	↓	↑	↓	↑		
G						G							C							G								
stars				in the			sky						looked			down			where		He		lay,				the	
↓	-	↓	↑	↓	↑		↓	-	↓	↑	↓	↑		↓	-	↓	↑	↓	↑		↓	-	↓	↑	↓	↑		
C						G							Am							D7			G					
lit -				tle Lord			Je -			sus,			a -			sleep			on		the		hay.					

You can change it to any key. There are more examples of how to change keys in '[Worship Guitar Class, Volume Two](#)'.

As described in Volume One of the '[Worship Guitar Class](#)' series, Thumb Strum works well too. In the video we did some songs in 4/4 time. With 3/4 time the pattern would be changed to Thumb Strum Strum. Notated it would look like:

1 & 2 & 3 &  
T St St

The alternate basses are:

D - 4,5  
G - 6,5  
A7 - 5,6  
Em - 6,5

You are only on the Em for two beats, so you won't actually play the alternate bass, or 5th string. The song is on the next page.

| 4 St St | 5 St St | 6 St St | 4 St St  
 D D G D  
 A - way in a manger, no crib for a bed, the

5 St St | 6 St St | 4 St St | 5 St St  
 A7 A7 D D  
 lit - tle Lord Je - sus laid down His sweet head, the

4 St St | 5 St St | 6 St St | 4 St St  
 D D G D  
 stars in the sky looked down where He lay, the

6 St St | 4 St St | 6 St St | 4 St St  
 G D Em A7 D  
 lit - tle Lord Je - sus, a - sleep on the hay.

Look at that last line. Em and A7 share the same measure, so you won't even play a new bass for A7. Change on the second strum.

What about picking, you say? Below are some nice 3/4 patterns:

1 & 2 & 3 &            or            1 & 2 & 3 &  
 T i m a m i                                T i m i a m


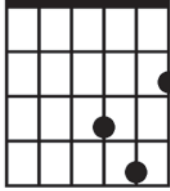
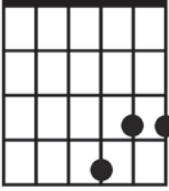
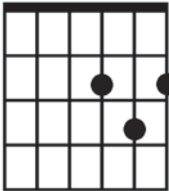
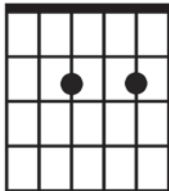
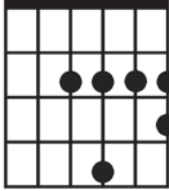
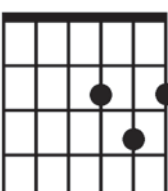
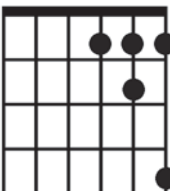


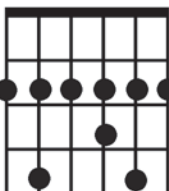


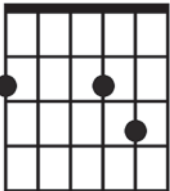
On the measure with Em and A7 you could play the following:

Em            A7  
 1 & 2 & 3 &  
 T T T i T i  
 6 5 4        5 m  
                   a

On Em individually play the 6th, 5th, 4th and 3rd strings, then Thumb Pluck on A7.

If you've been playing guitar for a while you might say, Jean, these are just too easy! OK. On the next page is an arrangement using some chords from the '[200+ Chord Chart with Pictures](#)' eBook for you. The song is on the next page. Use either or both of the two picking patterns listed above.

The first line uses the open 4th string bass for all four chords, otherwise use the root of the chord for the base. Use the 5th string for the A's, 6th string for the G's and 6th for the D9/F#. All the basses are in the '[200+...](#)' eBook.

D 	DMaj7 	G/D 	D 
A - way	in a manger	no crib for a	bed, the
A7 	A9 	D 	D 
lit - tle Lord	Jesus laid	down His sweet head, the	
D 	D7 	G6 	D 
stars in the	sky look	down where He lay, the	
G 	D9/F# 	Em A7 T T T i T i 6 5 4 5 m a	D
lit- tle Lord	Jesus	a - sleep in the	hay.

I hope you enjoyed these arrangements of 'Away In A Manger.' Feel free to pass them on to any of your guitar-playing friends.

I've always been fond of this song. I've played for so many secular events during the Christmas season. It's wonderful to sing the lines like 'I love you Lord Jesus.' Actually, I sang all the secular songs to Him too. If the lyrics were bad, I changed them.

People sense something, but don't know what it is. At one event I overheard one of the guests saying "I don't know what that musician is 'on' but I'd like to get some!" Well, it's not drugs! It's communing with the God of the Universe!

In His presence is fullness of joy! Worldly joys fade, but the joy of the Lord doesn't. It's eternal, and not dependent on circumstances. I met a Laos Pastor a while back and he related how he and his new wife were put in prison for their faith when the communists took over their country. He was in prison for four years, she for two. They were chained-up with the other prisoners. Men with men, women with women.

Both were filled with hatred and anger for months. Independently they remembered that they were Christians and had a relationship with God. Individually they prayed and God told them both they must forgive the enemy. They did, and even in horrid living conditions were filled with peace. Nothing had changed, but they saw in different eyes!

Blessings to you in this holiday season...

Blessings in the LORD,

*Jean Welles*

[jean@worshipguitarclass.com](mailto:jean@worshipguitarclass.com)

PS. If you aren't receiving the Worship Newsletters and would like to, send a blank email to: [subscribe@worshipguitarclass.com](mailto:subscribe@worshipguitarclass.com).

These arrangements are an excerpt from the Christmas eBook. For more info visit: [worshipguitarclass.com/christmas.html](http://worshipguitarclass.com/christmas.html)